


DISTRIBUTED
LEARNING
| 2019



USING BRIGHTSPACE TOOLS

Special Access for Students in
Quiz Tool or Assignment Dropbox


cna


Creating Special Access for Students in Quiz Tool or Assignment Dropbox


Go to the Assessment item that you want to edit. Click the Dropdown arrow next to the Assessment and click to Edit.

Dropbox Folder

New Folder Edit Categories

 Bulk Edit


<input type="checkbox"/>	
	No Category
<input type="checkbox"/>	MC 1240 Assignment 1 





Quiz

Manage Quizzes Question L


New Quiz Edit Categ

 Bulk Edit

<input type="checkbox"/>	Without Category
<input type="checkbox"/>	Test 1 



Click the Restrictions Tab in the Assessment item. Then Scroll down to the bottom of the page.



Properties Restrictions

Name *

MC 1240 Assignment 1


Under Special Access click the Add Users to Special Access button.

Special Access

Type of Access

Allow selected users special access to this quiz

Allow only users with special access to see this quiz



Set the Time Frame for the Assessment Item.

Has Due Date

Canada - St. John's

Availability

Has Start Date

Canada - St. John's

Has End Date

Canada - St. John's

Scroll to the bottom and select the student's name.

<input type="checkbox"/>	First Name ▲ , Last Name, Org Defined ID
<input type="checkbox"/>	Lisa Skinner (Id: CC962429)
<input type="checkbox"/>	Student_2 TestAccount (Id: Student_2)
<input checked="" type="checkbox"/>	Student_3 TestAccount (Id: Student_3)
<input type="checkbox"/>	Student_5 TestAccount (Id: Student_5)
<input type="checkbox"/>	Student_6 TestAccount (Id: Student_6)

Then click the Add Special Access Button in the Quiz tool or the Save Button in the Dropbox tool.

